

water treatment at >54 °C depended on cultivar. Budbreak also depended on chilling requirements and storage of vines after dipping (Wample, 1993). Our results indicate that there was no critical plant injury at 52 °C, and a 5-min dip was successful for eradicating grape phylloxera.

Literature Cited

Connelly, A. and B. Strik. 1991. Phylloxera—An update. Ask OSU. The Oregon Grapevine 9:9–10.

Davidson, W.M. and R.L. Nougaret. 1921. The grape phylloxera in California. USDA Bul. 903.

Flaherty, D.L. (ed.). 1992. Grape pest management guide. 2nd ed. Univ. of California–Davis.

Goussard, P.G. 1977. Effect of hot-water treatments on vine cuttings and one-year-old grafts. *Vitis* 16:272–278.


Lear, B. and L.A. Lider. 1959. Eradication of root-knot nematodes from grapevine rootings by hot water. *Plant Dis. Rpt.* 43:314–317.

Ophel, K., P.R. Nicholas, P.A. Magarey, and A.W. Bass. 1990. Hot water treatment of dormant grape cuttings reduces crown gall incidence in a field nursery. *Amer. J. Enol. and Viticult.* 41:325–329.

Strik, B. and P. Stonerod. 1995. Chapter 8. In: *Buying winegrape plants*. In: *Phylloxera: Strategies for management in Oregon's vineyards*. Oregon State Univ. Extension Pub. no. EC1463.

Wample, R.L. 1993. Influence of pre- and post-treatment storage on budbreak of hot water treated cuttings of Cabernet Sauvignon. *Amer. J. Enol. and Viticult.* 44:153–158.

Wample, R., A. Bary, and T.J. Burr. 1991. Heat tolerance of dormant *Vitis vinifera* cuttings. *Amer. J. Enol. and Viticult.* 42:67–72.



Fertilization Rate and Growth of 'Hamlin' Orange Trees Related to Preplant Leaf Nitrogen Levels in the Nursery

Laura Guazzelli,
Frederick S. Davies, and
James J. Ferguson

ADDITIONAL INDEX WORDS. citrus, nitrate, nutrition, soil

SUMMARY. Our objectives were to determine the effects of leaf N concentration in citrus nursery trees on subsequent growth responses to fertilization for the first 2 years after planting and the impact of N fertilizer rate on soil NO₃-N concentration. 'Hamlin' orange [*Citrus sinensis* (L.) Osb.] trees on 'Swingle' citrumelo rootstock [*C. paradisi* Macf. x *P. trifoliata* (L.) Raf.] were purchased from commercial nurseries in Apr. 1992 (Expt. 1) and Jan. 1993 (Expt. 2) and were grown in the greenhouse at differing N rates. Five months later, trees for each experiment were separated into three groups (low, medium, and high) based on leaf N concentration and were planted in the field in Oct. 1992 (Expt. 1) or Apr. 1993 (Expt. 2). Trees were fertilized with granular material (8N–2.6P–6.6K–2Mg–0.2Mn–0.12Cu–0.27Zn–1.78Fe) with N at 0, 0.11, 0.17, 0.23, 0.28, or 0.34 kg/tree per year. Soil NO₃-N levels were determined at 0- to 15- and 16- to 30-cm depths for the 0.11-, 0.23-, and 0.34-kg rates over the first two seasons in Expt. 2. Preplant leaf N concentration in the nursery varied from 1.4% (Expt. 1) to 4.1% (Expt. 2) but had no effect on trunk diameter, height, shoot growth and number, or dry weight in year 1 (Expt. 1) or years 1 and 2 (Expt. 2) in the field. Similarly, fertilizer rate in

the field had no effect on growth during year 1 in the field. However, trunk diameter increased with increasing N rate in year 2 and reached a maximum with N at 0.17 kg/tree per year but decreased at higher rates. Shoot number during the second growth flush in year 2 was much lower for nonfertilized vs. fertilized trees at all rates, which had similar shoot numbers. Nevertheless, leaf N concentrations increased during the season for trees with initially low levels, even for trees receiving low fertilizer rates. This suggests translocation of N from other organs to leaves. Soil NO₃-N levels were highest for the 0.34-kg rate and lowest at the 0.11-kg rate. Within 2 to 3 weeks of fertilizing, NO₃-N levels decreased rapidly in the root zone.

Several young-tree fertilizer studies have been conducted on citrus in Florida. Optimum N rates per tree for the first year that trees are in the field in Florida were reported to be 56 (Rasmussen and Smith, 1961), 70 (Marler et al., 1987), 108 (Obreza and Rouse, 1993), and 230 g (Willis et al., 1990). Moreover, in several studies (Obreza and Rouse, 1993; Rasmussen and Smith, 1961), fertilization rate had no effect on tree growth during the first year in the field. Furthermore, the same lack of response to fertilizer rate occurred during the second year in studies by Rasmussen and Smith (1961) and Calvert (1969). In contrast, Obreza and Rouse (1993) found tree growth increased with increasing fertilization rate.

Differences in responses to fertilization by young citrus trees may result from several factors, including soil type (Obreza and Rouse, 1993), tree age and size (Calvert, 1969), rootstock (Wutscher, 1989), amount of stored reserves (Legaz et al., 1995), or type of nursery trees (bareroot or container grown) (Davies, unpublished). Some or all of these factors may account for the variation in fertilizer responses observed in field experiments. In our previous studies (Marler et al., 1987; Willis et al., 1990), leaf nutrient levels, particularly N, varied considerably among nursery trees before planting and appeared to be a possible reason for differences in fertilizer responses.

Concern over high soil NO₃-N in some areas of Florida also have caused growers to re-evaluate fertilization rates

Horticultural Sciences Department, University of Florida, PO Box 110690, Gainesville, FL 32611-0690.

The cost of publishing this paper was defrayed in part by the payment of page charges. Under postal regulations, this paper therefore must be hereby marked advertisement solely to indicate this fact.

(McNeal et al., 1994; Willis et al., 1990). Soil NO₃-N levels >50 mg·kg⁻¹ of soil have been measured below the root zone of young citrus trees (Willis et al., 1990). Therefore, monitoring NO₃-N levels has become an important part of any fertilizer rate study because overfertilization may lead to increased NO₃ levels in groundwater.

Our objective was to determine if there is a carryover effect of greenhouse nutrition on subsequent growth and fertilization response of young citrus trees after planting in the field. We also were interested in learning if "loading" trees with N in the nursery would reduce fertilizer rates, costs, and soil NO₃-N levels in the field.

Materials and methods

EXPERIMENT 1. One hundred 'Hamlin' orange trees on 'Swingle' citrumelo rootstock were obtained from Revette Nurseries, Waverly, Fla., on 9 Mar. 1992. The trees were growing in 10 × 10 × 35-cm citripots in a commercial medium (1 peat moss : 1

perlite, v/v; limestone and superphosphate at 8.71 and 0.083 kg·m⁻³) and averaged 50 cm in height. Trees were placed in a greenhouse, and composite leaf samples (consisting of 50 mature leaves) were collected randomly from the previous season's spring flush shoots of several trees. Leaf N concentration was determined using total Kjeldahl and an inductively coupled argon plasma spectrophotometer as described by Maurer and Davies (1993). Average leaf N concentration was 2.8% dry weight. The trees then were divided into groups of 33, 33, and 34 trees that received N at 0, 12, or 100 mg·L⁻¹ per application weekly, respectively. Treatments were initiated on 27 Apr. 1992 and continued until trees were transplanted into the field in Oct. 1992. Liquid fertilizer was applied using a 2% fixed Dosatron injector (Dosatron International, Clearwater, Fla.). The irrigation system was run for 7 min with the last 2 min of irrigation used to flush the system. Water samples indicated that

no fertilizer remained in the system after flushing. Trees were irrigated using one 3.8-L·h⁻¹ dripper per container every 2 d to replenish water lost to transpiration and to return the medium to container capacity. No leaching of nutrients was observed at this irrigation rate and frequency and for this size tree.

Fully expanded 3- to 4-month-old tagged leaves were sampled from the middle of the shoot on 28 Aug. 1992 and were analyzed for N concentration as previously described. Trees then were grouped according to leaf N concentrations: low (1.4% to 1.6% N), medium (1.7% to 1.9% N), and high (2.0% to 2.2% N). Trees were selected for uniformity of height and trunk diameter and were divided into three groups of 18 trees each.

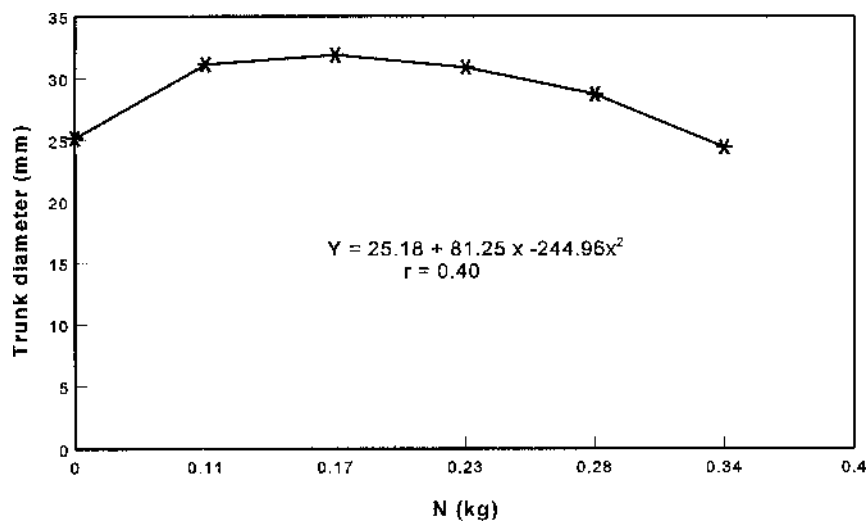
The field study consisted of three preplant leaf N concentrations and six postplant fertilizer rates arranged in a randomized complete-block design with three blocks and three individual tree replicates per treatment (54 trees total). Trees were planted at 2.8 × 6.1 m within and between rows, respectively, on 14 Oct. 1992 at the Fifield Farm, Gainesville, Fla. Granular fertilizer (8N-2.6P-6.6K-2Mg-0.2Mn-0.12Cu-0.27Zn-1.78Fe) was broadcast slightly outside the dripline with N at 0.056, 0.11, 0.17, 0.23, 0.28, and 0.34 kg/tree split into six applications per calendar year. Fertilizer was applied on 31 Oct. 1992 and 14 Feb., 27 Mar., 1 May, 12 June, 24 July, and 4 Sept. 1993. Soil type was Arredondo fine sand (loamy, siliceous, hyperthermic, Grossarenic Paleudults). Initial tree height, trunk diameter (10 to 15 cm above the bud union), and

Table 1. Shoot count for young 'Hamlin' orange trees related to flush, fertilizer rate, and preplant leaf N concentration (Expt. 2), 1994. Mean of four shoots per tree for three individual tree replicates per treatment.

N (kg/ tree/year)	Shoot (no.)					
	Preplant leaf N (%)					
	Low (3.1)		Medium (3.6)		High (3.8 to 4.1)	
	Flush 1	Flush 2	Flush 1	Flush 2	Flush 1	Flush 2
0.0	152	18	117	3	91	0
0.11	133	25	118	7	115	15
0.17	131	7	141	19	114	12
0.23	146	7	110	8	98	24
0.28	102	1	98	16	66	30
0.34	57	4	128	4	103	1
Significance	*	*	*	*	*	*

*Significant at P ≤ 0.05.

Fig. 1. Fertilizer rate effects on trunk diameter of 2-year-old 'Hamlin' orange trees at Gainesville, Fla., 1994. Each data point is the mean of nine single-tree replications derived by combining three replicates of three preplant leaf N concentrations.



leaf count were recorded. In addition, visual evaluations were made weekly to determine time and distribution of each growth flush. Monthly trunk diameter and tree height measurements were made from 10 Apr. until 10 Sept. 1993. Ten 4- to 5-month-old spring-flush leaves were collected per tree on 23 Aug. for nutrient analysis (N-P-K-Ca-Mg-Fe-Mn-Zn-Cu) (Maurer and Davies, 1993). Trees were harvested above the soil line between 1 and 4 Oct. 1993. Shoot length was determined after harvest based on measurements of four shoots per growth flush per tree at harvest time. Shoot number per flush and fresh and dry weights also were determined for each tree.

All trees received the same amount of water using 90° 38-L·h⁻¹ micro-sprinklers located 1 m northwest of the trunk (Marler and Davies, 1990). During the first 2 weeks after planting, trees were irrigated every 2 d. Trees then were irrigated at 30% soil water depletion (SWD) for 1.5 h as described by Marler and Davies (1990). Soil water deficit was determined using a neutron probe (model 4300; Troxler, Research Triangle Park, N.C.). Aluminum access tubes were placed 30 cm from the trunk with two tubes per block (six tubes total). Measurements of SWD were taken at a 30-cm depth twice weekly if no rain occurred. Fruit were removed from trees after the initial fruit set period.

EXPERIMENT 2. One hundred 'Hamlin' orange trees on Swingle citrumelo rootstock were obtained from Reed Brothers Nursery, Dundee, Fla., on 13 Jan. 1993 and were placed in the greenhouse. A composite leaf sample was taken from the trees on 19 Jan. to determine the initial leaf N concentration. The procedure and type of leaves sampled were the same as described in Expt. 1. Initial leaf N concentration averaged 4.6%. The plants were divided into groups of 33, 33, and 34 trees that received N at 0, 50, or 100 mg·L⁻¹ per application weekly, respectively, beginning 21 Jan. 1993. The same liquid fertilizer formulation was used as in Expt. 1. Leaf samples were taken on 17 Apr. as described in Expt. 1 from every tree to determine N concentration. Trees then were separated into three groups based on the N concentration in the leaves: low (3.1%), medium (3.6%), and high (3.8% to 4.1%). Eighteen uniform trees from each N level (54 trees total) were

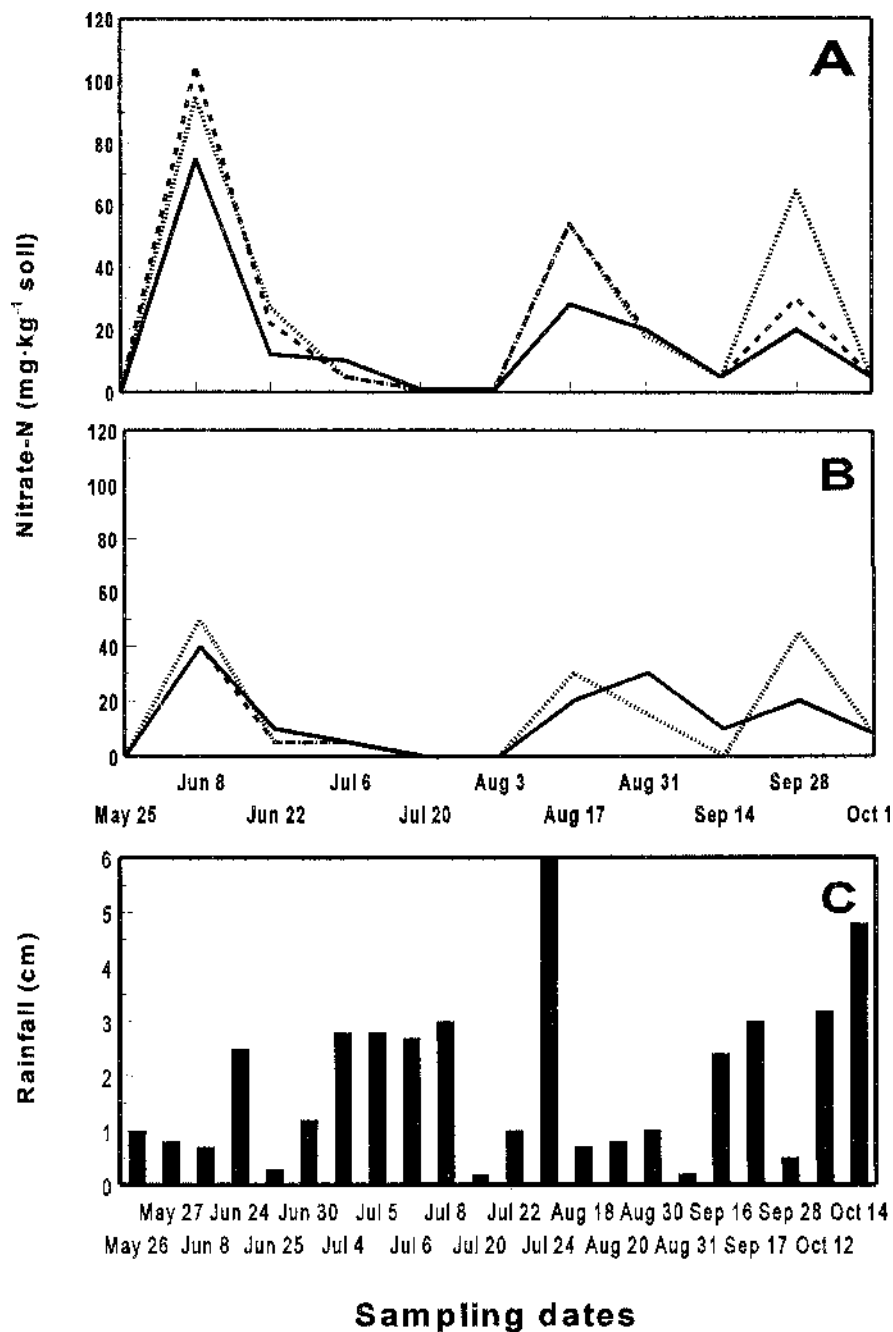


Fig. 2. Seasonal soil NO₃-N concentration at two depths under 1-year-old 'Hamlin' orange trees in response to three fertilizer rates in 1993. Each data point is the mean of four single-tree replications. (A) 0 to 15 cm; (B) 16 to 30 cm; (C) rainfall: N rates at 0.34 (—■—), 0.23 (---○---), and 11 (—▲—) kg.

selected and planted on 14 Apr. 1993 at the Fifield Farm. The same experimental and plot designs were used as in Expt. 1; soil series also was the same. Trees were planted at 6.1 m between rows and 3.7 m between trees. Fiberglass tree wraps were placed around tree trunks to prevent sprouting and herbicide injury.

Measurements of tree height, trunk diameter, and leaf count were taken monthly for two growing sea-

sons from 14 Apr. 1993 until 10 Dec. 1994. Trunk diameters were measured 10 to 15 cm above the bud union. Shoot growth was measured by tagging three randomly selected shoots per tree at the beginning of the growth flush and measuring their final length. Granular fertilizer (same formula as Expt. 1) was applied four times yearly with N at 0, 0.11, 0.17, 0.23, 0.28, or 0.34 kg/tree on 18 May, 29 June, 10 Aug., and 21 Sept. 1993 and 17 Mar.,

28 Apr., 9 June, and 21 July 1994. To test the effects of no fertilization on tree growth in the field, some trees in Expt. 2 were not fertilized (instead of being fertilized at the 0.056-kg rate). Ten 4- to 5-month-old spring-flush leaves were collected per tree on 23 Sept. 1994 for nutrient analysis as described in Expt. 1. Irrigation amount and timing was determined as described in Expt. 1.

SOIL ANALYSIS (EXPT. 2). Soil samples were taken to determine $\text{NO}_3\text{-N}$ concentration for the 0.11-, 0.23-, and 0.34-kg N rates using four randomly selected single-tree replicates per treatment. Samples were taken at 0- to 15- and 16- to 30-cm depths with an auger (2.5 cm in diameter) from soil within a 30-cm radius of the tree. Holes left from sampling were refilled with soil. Soil samples were

placed in paper bags and taken immediately to an oven and dried at 40 °C until they reached a constant weight. Forty ml of distilled water was added to a 20-g aliquot of soil. The solutions were shaken vigorously, allowed to stand for 4 h and filtered through Whatman no. 42 filter paper. Filtrates were analyzed for $\text{NO}_3\text{-N}$ on an air-segmented spectrophotometer (rapid flow analyzer model RDF300; Alpkem Corp., Silver Spring, Md). To follow the movement of nutrients over time, soil samples were collected 1, 3, and 5 weeks after fertilizer application. Samples were collected on 25 May; 8 and 22 June; 6 and 20 July; 3, 17, and 31 Aug.; 14 and 28 Sept.; and 12 Oct. 1993 and 24 Mar.; 7 and 21 Apr.; 5, 12, and 26 May; 16 and 30 June; 14 and 28 July; and 25 Aug. 1994.

Experiments 1 and 2 were analyzed separately using analysis of variance (ANOVA) and regression analysis by time, fertilizer rate, preplant leaf N concentration, and appropriate interactions.

Results and Discussion

EXPERIMENT 1. There was no significant effect of preplant leaf N concentration on tree fresh weight, dry weight, flush count or length, or trunk diameter in 1993 (year 1) (data not shown). In addition, fertilization rate had an inconsistent effect on these growth characteristics, although there was a negative correlation ($y = 19.8 - 13.3x$, $r = -0.69$) for trunk diameter and N fertilizer rate for the intermediate preplant treatment (data not shown). There were no visual differences in tree vigor or appearance at the end of the first year.

Leaf N concentration in August was similar for all treatments (2.6% to 2.8%), except at the 0.056 rate (2.2%). Therefore, leaf N levels increased for trees with initially low N (1.4%) and increased or remained the same for those with initially high leaf N (2.2%).

EXPERIMENT 2. As in Expt. 1, no significant effect of preplant N concentration was observed on tree trunk diameter, height, shoot length, or shoot number in 1993 (data not shown) or 1994 (Table 1). Similarly, fertilizer rate in the field had no consistent effect on trunk diameter, tree height, or shoot count or length in 1993. However, in 1994 fertilizer rate had a significant quadratic effect on trunk diameter for all three preplant N

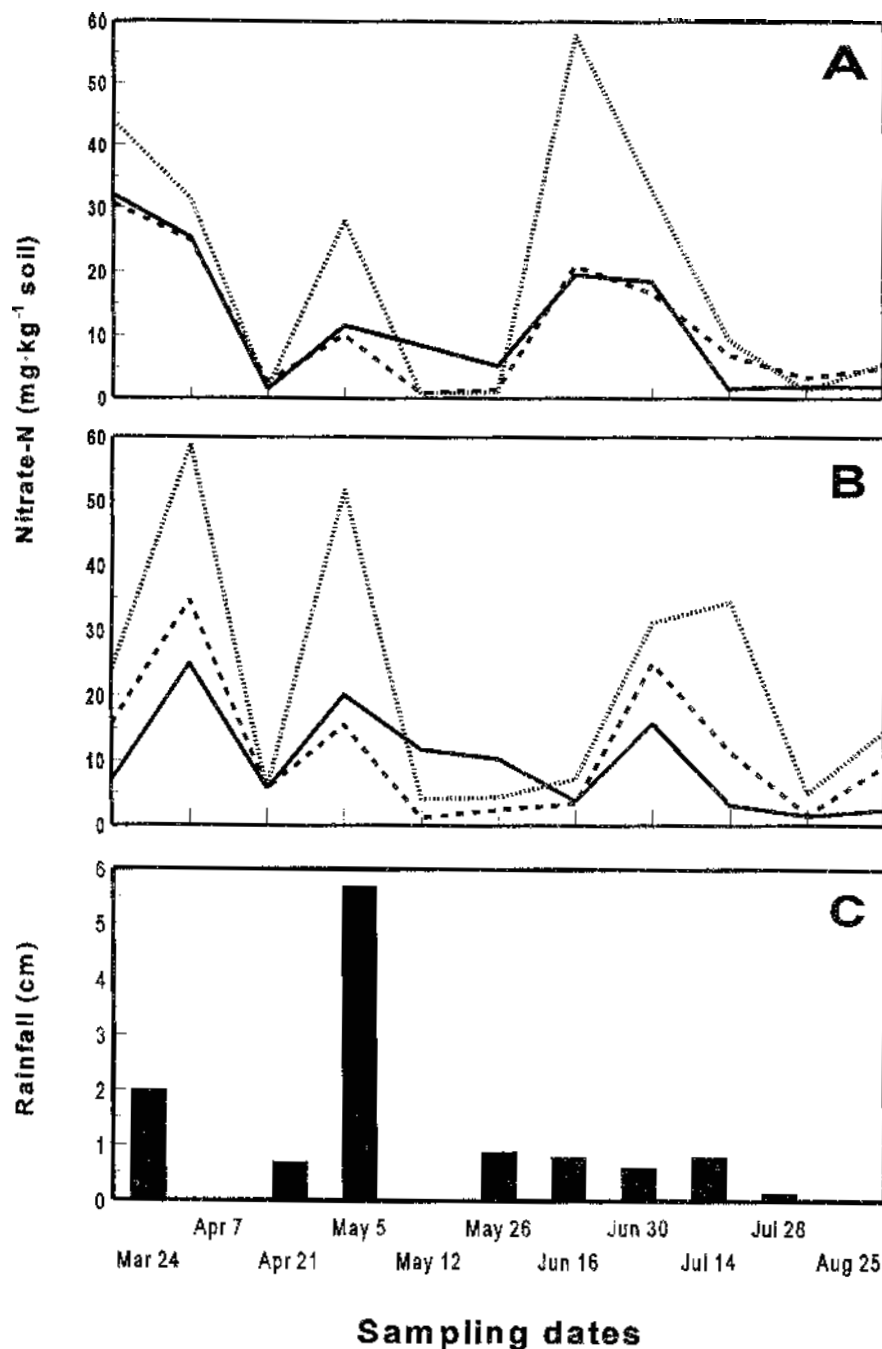


Fig. 3. Seasonal soil $\text{NO}_3\text{-N}$ concentration at two depths under 2-year-old 'Hamlin' orange trees in response to three fertilizer rates in 1994. Each data point is the mean of four single-tree replications. (A) 0 to 15 cm; (B) 16 to 30 cm; (C) rainfall: N rates at 0.34 (= =), 0.23 (- - -), and 11 (—) kg.

levels (Fig. 1). Data were combined for the three preplant N concentrations for each fertilizer rate. Trunk diameter was greatest with N at 0.11 to 0.17 kg and least at the 0 and 0.34 kg. Similarly, the number of second growth flushes generally was less at the 0- and 0.54-kg rates than at the intermediate rates (Table 1). Six of nine (includes all three preplant N treatments combined) nonfertilized trees had no second growth flush. Therefore, it was not until the end of the second season that the effects of lack of fertilization became apparent in this soil series. These optimum rates are in agreement with those determined by Obreza and Rouse (1993) in southwestern Florida and are slightly higher than those determined by Marler et al. (1987) in a different soil type in northern Florida. These data also demonstrate the disadvantages of using high fertilization rates that decrease growth and increase fertilization costs.

In September, leaf N concentration averaged 3.4% and was similar for all fertilization rates, except for the nonfertilized treatment, which averaged 2.8%. Leaf N concentrations for young trees are higher than those found in mature trees, and these values are similar to those reported by Willis et al. (1990) and Maurer and Davies (1993). Preplant leaf N concentration increased during the season for the low preplant treatment (3.1%), remained about the same for the intermediate preplant level (3.6%), or decreased for the high preplant level (3.8% to 4.1%). These data and those from Expt. 1 suggest that trees with low initial leaf N may increase N uptake and those with high initial leaf N decrease uptake as suggested by Syvertsen and Smith (1996). Alternatively, Legaz et al. (1995) found that N was translocated from old leaves, trunks, and roots to new organs, which could account for similarities in leaf N concentrations.

SOIL NO₃-N (EXPT. 2). In 1993, soil NO₃-N levels were highest for the 0.34-kg N rate, intermediate for the 0.23-kg N rate, and lowest for the 0.11-kg N rate (Fig. 2a). The highest rate had peak levels within 1 week of fertilization of 50 to 100 mg·kg⁻¹ at the 15-cm depth. The 0.23- and 0.11-kg N rates had peak NO₃-N levels of 25 to 75 mg·kg⁻¹. Nevertheless, NO₃-N levels decreased to 10 mg·kg⁻¹ within 2 weeks of fertilization for all three rates. A similar pattern occurred at the

16- to 30-cm depth, but NO₃-N levels were lower than at the 15-cm depth (Fig. 2B).

Nitrate-N levels were low at both depths following heavy rainfall periods in June and July (Fig. 2C). In fact, no peak occurred following the 12 June fertilizer application, strongly suggesting leaching to below the root zone.

Soil NO₃-N patterns in 1994 were similar to those in 1993 (Fig. 3). The highest rate produced the greatest soil NO₃-N levels, followed sequentially by the other rates (Fig. 3a and b) for both depths. Again, soil NO₃-N levels decreased rapidly within 2 to 3 weeks of fertilization. Heavy rainfall from June to 22 July 1993 (21.0 cm) and 5 May to 10 June 1994 (13.5 cm) reduced soil NO₃-N levels considerably.

These soil NO₃-N data are in agreement with similar studies by Willis et al. (1990) and support using reduced N rates for fertilizing young trees in Florida. They also suggest relatively rapid uptake or losses of soil NO₃-N within the root zone. Syvertsen and Smith (1996) found that seedling citrus trees took up 27% to 51% of applied N within 7 d of application, which accounts for a portion of the rapid decrease in NO₃-N within 2 weeks of application. Soil NO₃-N levels also decrease due to volatilization, leaching, and denitrification (McNeal et al., 1994). McNeal et al. (1994) observed large pulses of NO₃-N in groundwater following fertilization of mature citrus trees on similar soils. Nitrate-N dissipated more slowly in their study, probably because they measured levels in ground water beneath the root zone rather than in soil samples within the shallow root zone of a young citrus tree. Nitrate-N concentrations in the soil are not necessarily correlated with NO₃ in the groundwater. There are no established limits for soil NO₃-N as there are for NO₃ in drinking water.

Our hypothesis that preplant leaf N concentration in the nursery affects subsequent growth responses to fertilizer in the field was not supported in either experiment using a wide range of preplant N levels (1.4% to 4.6%). Citrus trees apparently adjust leaf N concentrations to relatively stable levels either by increasing uptake (Syvertsen and Smith, 1996) or reallocating N reserves from trunk, roots, and old leaves (Legaz et al., 1995). Data strongly suggest that fertilization rates for young citrus trees in Florida can be

reduced as currently recommended (Tucker et al., 1995) to reduce NO₃-N in the types of soils tested. Nevertheless, NO₃-N levels decrease rapidly following fertilization and use of recommended rates of N at 0.11 to 0.17 kg/tree yearly for 2-year-old trees will not produce excessively high NO₃-N levels in the soils tested. Frequent applications of fertilizer at lower rates will decrease NO₃-N in the soil further (Willis et al., 1990).

Literature Cited

- Calvert, D.V. 1969. Effects of the rate and frequency of fertilizer application on growth, yield and quality factors of young citrus trees. Proc. Fla. State Hort. Soc. 82:1-7.
- Syvertsen, J.P. and M.L. Smith. 1996. Nitrogen uptake efficiency and leaching losses from lysimeter-grown citrus trees fertilized at three nitrogen rates. J. Amer. Soc. Hort. Sci. 121:57-62.
- Legaz, F., M.D. Serna, and E. Primo-Millo. 1995. Mobilization of the reserve N in citrus. Plant and Soil 173:205-210.
- Marler, T.E. and F.S. Davies. 1990. Microsprinkler irrigation and growth of young 'Hamlin' orange trees. J. Amer. Soc. Hort. Sci. 115:45-51.
- Marler, T.E., J.J. Ferguson, and F.S. Davies. 1987. Growth of young 'Hamlin' orange trees using standard and controlled-release fertilizers. Proc. Fla. State Hort. Soc. 100:61-64.
- Maurer, M.A. and F.S. Davies. 1993. Use of reclaimed wastewater for irrigation and fertigation of young 'Redblush' grapefruit trees. Proc. Fla. State Hort. Soc. 106:22-30.
- McNeal, B.L., C.D. Stanley, L.A. Espinosa, and L.A. Schipper. 1994. Nitrogen management for vegetables and citrus: some environmental considerations. Proc. Soil and Crop Sci. Soc. Fla. 53:45-51.
- Obreza, T.A. and R.E. Rouse. 1993. Fertilizer effects on early growth and yield of 'Hamlin' orange trees. HortScience 28:111-114.
- Rasmussen, G.K. and P.F. Smith. 1961. Evaluation of fertilizer practices for young orange trees. Proc. Fla. State Hort. Soc. 74:90-95.
- Tucker, D.P.H., A.K. Alva, L.K. Jackson, and T.A. Wheaton. 1995. Nutrition of Florida citrus trees. Univ. of Fla. Coop. Ext. Serv., Gainesville.
- Willis, L.E., F.S. Davies, and D.A. Graetz. 1990. Fertilization, nitrogen leaching and growth of young 'Hamlin' orange trees on two rootstocks. Proc. Fla. State Hort. Soc. 103:30-37.
- Wutscher, H.K. 1989. Alteration of fruit tree nutrition through rootstocks. HortScience 24:578-584.